


**AIR FORCE SCHOOL JAMMU**  
**SESSION 2025-26**  
**HOLIDAYS HOMEWORK**



**CLASS 1**

Subject	Content
English	<p style="text-align: center;"><b>(Drop Everything And Read)</b></p> <p>Reading is a great learning source when we learn to enjoy it. While spending quality time with your child, make him/her read any story/ book of your choice. It could be –</p> <ul style="list-style-type: none"> <li>• <b>Fairy Tales.</b></li> <li>• <b>Old famous fairy tales like Cinderella, Snow White.</b></li> <li>• <b>Stories from Panchatantra.</b></li> </ul> <p style="text-align: center;"><b>Draw and colour any favourite character from the story/book you read and make book mark .</b></p> <p style="text-align: center;"><b>From the story books you have read display the new words you have learnt on a 'Word Tree'.</b></p> <div style="display: flex; align-items: center;">  <div style="border: 1px solid green; padding: 10px; margin-left: 20px;"> <p>To make a Word Tree:</p> <ul style="list-style-type: none"> <li>• Take a small, old bowl and fill it with mud.</li> <li>• Now fix a twig or a branch of a tree in it.</li> <li>• Cut leaves out of different coloured A4 sheets.</li> <li>• Write one word that you have learnt on each leaf. Stick these leaves on to the branches of your 'Word Tree'.</li> <li>• Attach at least three leaves every week of your summer holidays</li> </ul> </div> </div> <p>Write the names of your family members in Gujarati</p>
Hindi	<p>Make a matra learning board. For Help consider the link  <a href="https://youtube.com/shorts/yQI9myEcbPk?si=6b1ZolwfKNElThS">https://youtube.com/shorts/yQI9myEcbPk?si=6b1ZolwfKNElThS</a></p> <p><b>Write 5 words of matras ए, ऐ, ऊ, ओ, औ. Read any story in hindi and find out words with different matras.</b></p> <p><b>Write any 10 Gujarati words using matras.</b></p>

<p>Maths</p>	<div data-bbox="430 184 1230 430" data-label="Image"> </div> <div data-bbox="495 520 950 688" data-label="Image"> </div> <p>2) Make a Ganit Mala with 50 beads on a nylon string. Use only white and red coloured beads as shown in the above picture.        Ganit Mala should have first 10 beads of white colour followed by 10 beads of red colour and so on.</p> <p>3) Practice forward counting 1 to 100 and Backward 100 to 1 in three in one notebook.</p> <p>4) Learn and write number names 1 to 50.</p> <p>5) Trace the outline of hands of your family members and find out whose hand is the biggest. A</p> <p>Write in words from 1 to 10 in Gujarati</p>
<p>Evs</p>	<p>1) Make a project of traffic signals. For help consider link  <a href="https://youtu.be/sUly9qrGs2k?si=EFTJ35o1P3Imk_Qx">https://youtu.be/sUly9qrGs2k?si=EFTJ35o1P3Imk_Qx</a></p> <p>2) Read lesson no -4 and write new words of chapter</p> <p>3) Make and write (in Gujarati language) 3 flash cards of safety at home.</p>
<p>Computer</p>	<p>1 Name and Draw/Paste any five electronic machines on your computer notebook.        2 Draw/Paste and label the parts of a computer on your notebook.</p>

A. Identify the following pictures and label them.



C. Write the correct words in the blank spaces from given jumbled words.

1. OUSEM

\_\_\_\_\_

2. TERPUCOM

\_\_\_\_\_

3. PCU

\_\_\_\_\_

4. BORDAKEY

\_\_\_\_\_

5. KEASPER


\_\_\_\_\_

6. NITORMO

\_\_\_\_\_



## CLASS 2

Subject	Content
English	<ol style="list-style-type: none"> <li>1. Choose a Gujarati folktale (e.g., Miyan Fuski, Tales of Tenali Raman with Gujarat versions). Write a short summary and illustrate a scene.</li> <li>2. Use cotton or thread to create a web and add facts about Gir Forest spiders or lions. ( Refer page no. 59 of English Coursebook)</li> <li>3. Draw or paste famous places of Gujarat ( At least 5) and 2-3 sentences on it.</li> <li>4. Keep a Holiday Diary – Write 1-2 lines every day about what you did or learned.</li> </ol> <p>Do the above work in a scrapbook.</p>
Hindi	<ol style="list-style-type: none"> <li>1. पाठ -3 मैं पेड़ हूँ</li> <li>पाठ - 4 लालची कुत्ता पढ़ो तथा कठिन शब्द लिखकर वाक्यों में प्रयोग करें ।</li> <li>2. "हवा हमारे लिए कितनी जरूरी है" पाँच वाक्य लिखे ।</li> <li>3. किन्हीं तीन औषधीय पेड़ पौधों के नाम लिखे तथा चित्र भी बनाएँ /चिपकाए ।</li> <li>4. एक से एक से लेकर 20 तक गिनती हिंदी अंकों में लिखें ।</li> <li>5. गुजरात में खाए जाने वाले पांच व्यंजनों के चित्र बनाओ और नाम भी लिखो।</li> </ol>
Maths	<ol style="list-style-type: none"> <li>1. Create a piggy bank from a bottle or box .Decorate it and save coins daily. <a href="https://youtu.be/IBSvHe828dk?si=PIltSasoV7KBJYiu">https://youtu.be/IBSvHe828dk?si=PIltSasoV7KBJYiu</a></li> <li>2. Make a pretend Gujarati bazaar price list (e.g Dhokla, Kites, Bandhani Duppata ,Thepla and khandvi) and paste their pictures .</li> </ol> <p>Do this Work on colourful chart</p>
EVS	<ol style="list-style-type: none"> <li>1. Make a "Season Wheel" showing the main seasons – Summer, Monsoon, Autumn, Winter, and Spring.</li> </ol> <p>Instructions: Take a paper plate or cut a circle from cardboard. Divide the circle into equal parts like a pizza. In each part, draw or paste pictures that show:</p> <ul style="list-style-type: none"> <li>- The clothes we wear</li> <li>- The food we eat</li> <li>- The activities we do in that season.</li> </ul> <p>Label each season: Summer, Monsoon, Autumn, Winter, Spring. Create a spinning arrow using paper and fix it in the center with a paper fastener (split pin). Decorate your wheel neatly and colorfully!</p> 

	<p>2. Make an attractive collage of traditional dresses of Gujarat (chaniya choli, kediyu &amp; dhoti, bandhani saree, gharchola saree, phento(turban)) and write their names in a colourful chart</p>
Computer	<p>1 Create a scrapbook page titled "Types of Computers and paste pictures of different kinds of computers such as desktops, laptops, smartphones, and tablets on it.</p> <p>2 Create a list of hardware components-Input,output and storage devices.Also,paste pictures of at least four hardware components on your scrapbook.</p>

## CLASS 3

Subject	Content
English	<p>1. Read any three stories of Panchatantra. Write the title and describe your favourite character/characters from each story.</p> <p>2. Practice one page of handwriting everyday.</p> <p>3. Learn any thirty new words and make sentences using those words.</p> <p>4. Find out any three renowned religious sites of Jammu and Kashmir and three renowned religious sites of Gujarat. Learn few lines about those places, make a video of yours while speaking about those places and send it to your English teacher.</p> <p>(Students will do their English homework in a separate notebook).</p>
Hindi	<p>1. जम्मू कश्मीर और गुजरात के कुछ प्रसिद्ध त्योहारों के चित्र चिपकाओ और उनके बारे में दो दो वाक्य लिखो ।</p> <p>2. पाठ 1 प्रार्थना पाठ 2, अपना काम स्वयं करो, पाठ 3 औषधीय पेड़ नीम इन सब का पूर्ण अभ्यास करें सहित दोहराएं</p> <p>3 निम्नलिखित विषयों पर अनुच्छेद लिखे</p> <ul style="list-style-type: none"><li>- पेड़ों का महत्व</li><li>- महात्मा गांधी</li><li>- मेरा देश भारत</li></ul>
Maths	<p>1. Make a working model of abacus.</p> <p>2. Make a list of monuments of Gujarat and J&amp; k state. Identify the different patterns of the monuments and make a collage of these patterns.</p> <p><b>3. Number Fun!</b></p> <p>A) Write the birth years of your family members (your father, mother, sister, brother, grandparents, etc.)</p> <ul style="list-style-type: none"><li>• Express these numbers (birth years) in different ways as<ul style="list-style-type: none"><li>- Word form</li><li>- Expanded form etc.</li></ul></li><li>• Arrange them in the place value chart.</li><li>• Arrange the numbers in ascending and descending order.</li></ul>

	<ul style="list-style-type: none"> <li>•Sort them as odd or even.</li> </ul> <p>B) Guess the Number!</p> <p>i) The number has three digits.</p> <ul style="list-style-type: none"> <li>•The ones digit is an odd number bigger than 7.</li> <li>•The tens digit is 5 less than 6.</li> <li>•The hundreds digit is the same as tens.</li> </ul> <p>ii) The number has four digits.</p> <ul style="list-style-type: none"> <li>•The thousands digit is the number of days in a week.</li> <li>•The ones digit is half of 12.</li> <li>•The tens digit is the number of wheels on a bicycle.</li> <li>•The hundreds digit is 2 less than the ones digit.</li> </ul> <p><b>Instructions-</b>1.For Q1,make use of waste material available at your home.  2.Do Q2 on a scrapbook and Q3 on a separate notebook.  3.Revise Chapter-1&amp;2</p>
Evs	<ol style="list-style-type: none"> <li>1. Collect pictures of at least 10 things we get from plants. Paste the pictures in your scrapbook.</li> <li>2. Identify the state animal of <b>GUJARAT</b>. Make animal masks using paper plates. You need paper plates , coloured paper, wool, glue, and a pair of scissors. Cut out parts of the face of an animal. Stick them on the back of the plate .</li> <li>3. Discuss how plants and other living beings are dependent on each other with the help of a collage. (For reference go to page no 36 on your EVS book.</li> </ol>
Computer	<ol style="list-style-type: none"> <li>1 Name and draw/paste the pictures of an Operating System. Color and paste them in your notebook.</li> <li>2 Create a chart on uses of internet or cyber safety.</li> </ol>

## CLASS 4

Subject	Content
English	<ol style="list-style-type: none"><li>1. Draw or paste the picture of any famous personality of Gujarat and write a few lines on him or her on a A4 size sheet.</li><li>2. Read chapter- 1. The Arrow and the Song, chapter- 2. Tenali Rama and the King's Dream &amp; ch-3. Frog and Toad: The Kite (Supplementary Reader) and write their summary on a separate holiday homework notebook.</li><li>3. Cooking time: Cook a simple dish with your parents / grandparents and write its recipe. Click the picture of both the dish and the recipe and send it to your English subject teacher.</li><li>4. Revise the Syllabus completed in the class.</li><li>5. Write down one new word daily along with its meaning and also frame a sentence using it in your holiday homework notebook.</li></ol>
Hindi	<p><b>1.गुजरात की सैर -</b></p> <p>•कार्य :गुजरात की यात्रा दर्शाने वाले पाँच चित्र बनाइए या चिपकाए (जैसे गिर वन, सोमनाथ मंदिर, कच्छ आदि)</p> <p>प्रत्येक चित्र के नीचे 2-3 वाक्य हिंदी में लिखिए जो दृश्य का वर्णन करें।</p> <p><b>2.पारम्परिक भोजन पर पोस्टर -</b></p> <p>•कार्य :गुजरात के प्रसिद्ध पाँच व्यंजनों(जैसे ढोकला, थेपला आदि) का एक रंगीन पोस्टर बनाइए।</p> <p>प्रत्येक व्यंजन का नाम हिंदी में लिखिए और उसके बारे में 2-3 वाक्य लिखिए।</p> <p>3.कक्षा में करवाए गए कार्य का पूर्ण अभ्यास करें।</p> <p>4.प्रतिदिन एक नया हिंदी का शब्द लिखें, उसका अर्थ लिखकर वाक्य भी बनाएँ।</p> <p>5.दिए गए विषयों पर 60-70 शब्दों का अनुच्छेद लिखिए-</p> <p>•मेरा भारत महान</p> <p>•पानी का महत्त्व</p> <p><b>*दिया गया कार्य अलग पुस्तिका में करना है।</b></p>
Maths	<b>Theme: "Exploring Gujarat with Numbers!"</b>



	<p><b>Objective: Learn math through the beauty and culture of Gujarat!</b></p> <p><b>Part A: Number System in Gujarat</b></p> <p>1. Gujarat City Numbers</p> <ul style="list-style-type: none"> <li>Write the population of these cities (you may ask parents or check a book/internet): Ahmedabad, Surat, Vadodara, Rajkot.</li> <li>Write each number in: <ul style="list-style-type: none"> <li>Standard form</li> <li>Expanded form</li> <li>Word form</li> </ul> </li> </ul> <p>2. Math Map of Gujarat</p> <ul style="list-style-type: none"> <li>Draw a simple map of Gujarat.</li> <li>Label 5 cities.</li> <li>Next to each city, write a number-related fact (e.g., distance from Ahmedabad, population, famous fair dates in numbers).</li> </ul> <p>3. Gujarat Market Math</p> <ul style="list-style-type: none"> <li>Imagine you are at a traditional Gujarati market (bazaar).</li> <li>Pick 5 items (e.g., khakhra, chikki, dandiya sticks, mirror craft, bandhani dupatta).</li> <li>Assign prices to each and:</li> <li>Find the total if you buy all.</li> <li>Subtract to find how much money you'd need if you remove one item.</li> </ul> <p><b>Bonus Task: Math Riddle Time</b></p> <p>Make a math riddle related to something in Gujarat. Example:</p> <p>"I am a number with 3 digits. My hundred digit is the number of lions on the Ashoka pillar. My tens digit is the number of legs a camel has. My one digit is the number of kites you fly on Makar Sankranti."</p> <p><b>Instructions;</b></p> <p>1..Neatly complete all tasks in your Maths Holiday Homework notebook.</p> <p>2. Revise Chapters 1, 2 and 3.</p> <p>3. <b>Note to Parents:</b> Encourage children to use books, maps, or safe internet research under your guidance</p>
Evs	<p><b>Art Integrated Activity</b></p> <p><b>Topic:</b> Travel and Currency – A Journey Through Gujarat</p>

## State Focus: Gujarat

### 1. Gujarat Travel Brochure

Make a mini brochure (folded A4 paper) with:

- \*3 tourist places (e.g., Gir Forest, Rann of Kutch, Sabarmati Ashram)
- \*Draw or paste pictures.
- \*Write five lines about each.

### 2. Syllabus Revision Work

Revise the topics done in class. Complete the following tasks in your separate notebook:

#### a. Q&A Revision

Write 5 important questions and answers from each chapter covered so far.

#### b. Key Terms

Make a glossary of 10 important terms (e.g., job, team spirit, migration).

#### c. Diagram Practice:

- \*Types of teeth
- \*5 sense organs
- \*Human Digestive system

#### d. Practice Map Work:

- \*Mark Gujarat and 4 places you would like to visit.
- \*Show how you will travel there.

Computer

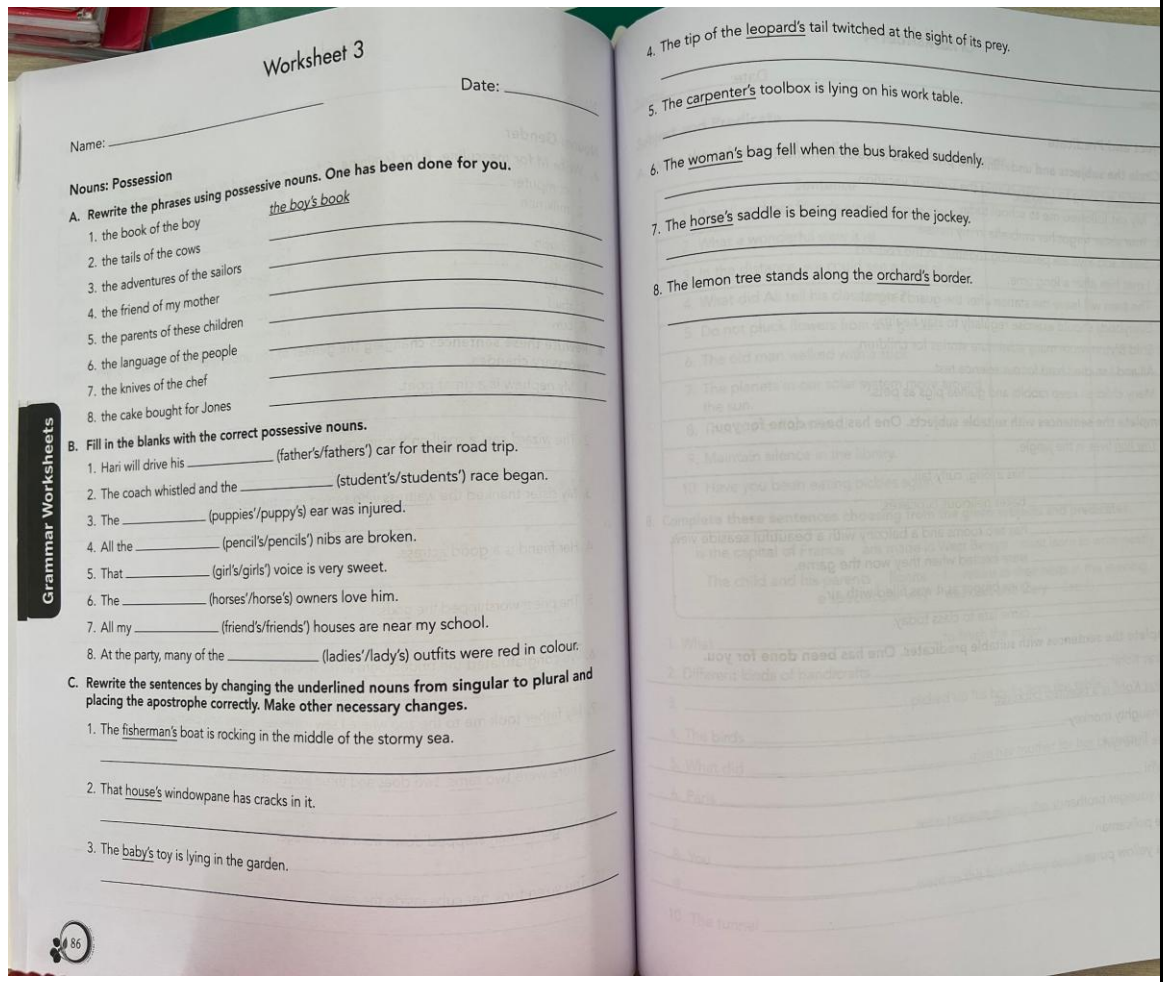
1 Draw a poster on cyber safety.

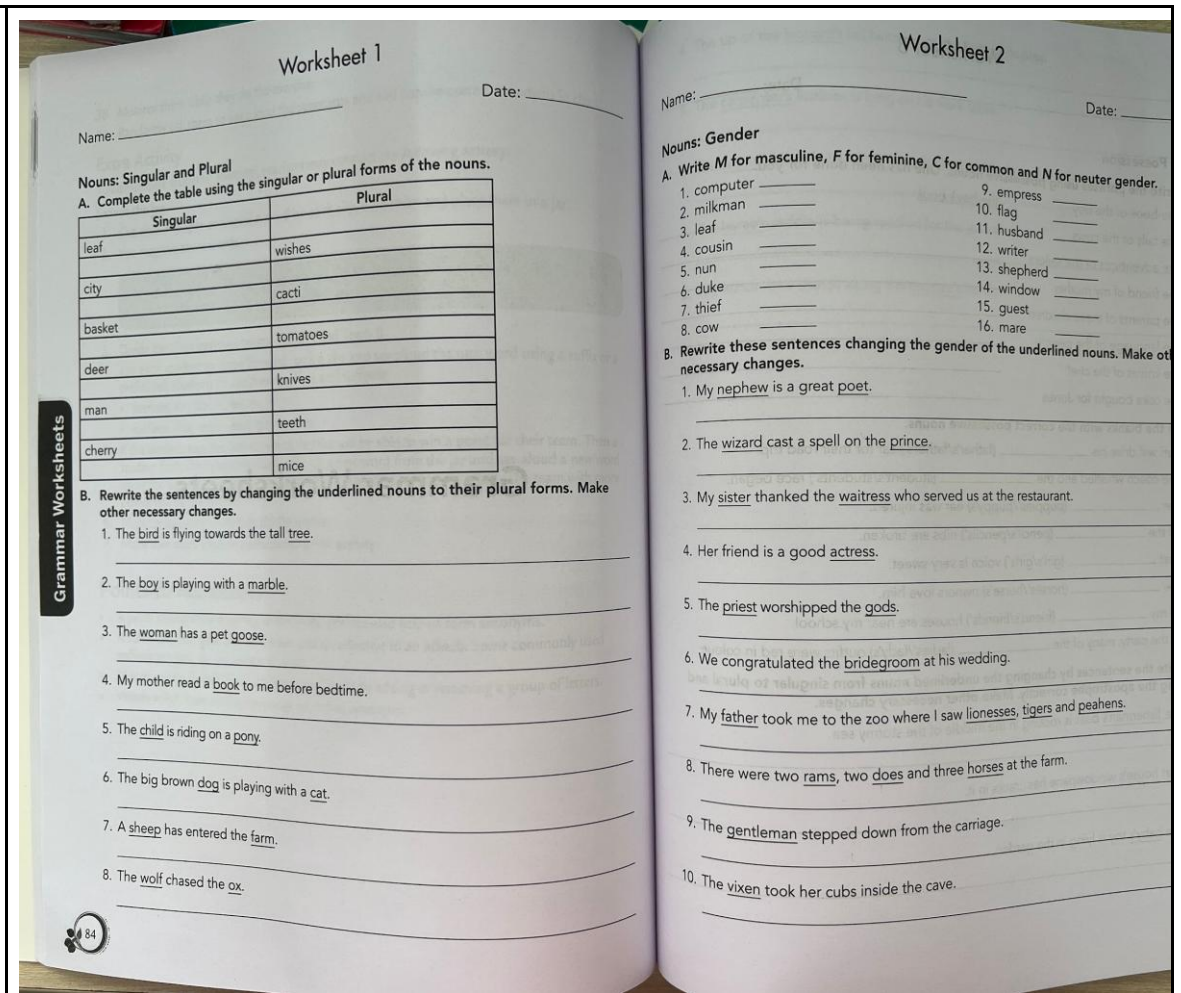
2 Create a spinning wheel of **computer** keyboard shortcut keys using cardboard and color paper. (Cut,copy,save,paste,select all,undo and redo or any shortcut keys of your choice.)



(<https://youtube.com/watch?v=-CD-lqW4Dno&feature=shared>)

## CLASS 5

Subject	Content
English	<p>1. Read or Listen to the poem "My Bed is a Boat" Similarly write about your imagination in the form of a poem or a paragraph, what you do in your imaginations.</p> <p>2. Read a poem or a story of any Gujarati writer and using your imagination create a picture for the poem or story showing it</p> <p>3. Create a small magazine : Give it a name, include 20 new words with meaning , phrases and self written poem, a story, few riddles, tongue twisters, and a letter to your teacher about your wish. Decorate it with pictures and colours. Try to use the art form of Gujarat for background drawings. Make your magazine attractive. You can include the above mentioned first two tasks; poem or paragraph and picture in it.</p> <p>4. Revise the Syllabus completed in the class.</p> <p>5. Do the worksheets in your English notebook.</p> <p><a href="https://youtu.be/lmwluV0vxYQ?si=bOMk1-IVRqGyvVZc">https://youtu.be/lmwluV0vxYQ?si=bOMk1-IVRqGyvVZc</a></p>  <p>The image shows an open English worksheet titled "Worksheet 3". The left page has a "Name:" field and a "Date:" field. Below these is a section titled "Nouns: Possession" with two parts: A. Rewrite the phrases using possessive nouns. One has been done for you. (the boy's book) and B. Fill in the blanks with the correct possessive nouns. The right page continues with exercises 4 through 8, including a section for completing sentences by choosing from a list of words.</p>



Hindi

### 1. गुजराती पोशाकों पर लेख

**कार्य:** गुजरात में पुरुषों और महिलाओं द्वारा पहने जाने वाले पारम्परिक वस्त्रों पर पाँच पंक्तियाँ हिंदी में लिखिए।

• वस्त्रों के नमूने चिपकाइए या चित्र बनाकर रंग भरिए।

### 2. कहानी लेखन- “गुजरात में एक दिन”

**कार्य:** गुजरात में बिताए गए एक दिन की काल्पनिक कहानी 8-10 पंक्तियों में हिंदी में लिखिए।

• रचनात्मक शब्दों और सरल वाक्यों का प्रयोग करें।

### 3. गुजरात के प्रसिद्ध लोग

**कार्य:** गुजरात के किसी एक प्रसिद्ध व्यक्ति को चुनिए (जैसे महात्मा गांधी, सरदार पटेल आदि)।

• उनके जीवन और उपलब्धियों पर 8-10 पंक्तियों का एक अनुच्छेद हिंदी में लिखिए।

	<p>•उनका चित्र स्वयं बनाइए या चिपकाइए।</p> <p>4.कक्षा में करवाए गए कार्य का पूर्ण अभ्यास करें।</p> <p>5. “ऑनलाइन शिक्षा-हानि या लाभ” विषय पर 70-80 शब्दों का अनुच्छेद लिखिए।</p> <p><b>*दिया गया कार्य अलग पुस्तिका में करना है।</b></p>
Maths	<p><b>Theme: “Maths Yatra Through Gujarat”</b></p> <ol style="list-style-type: none"> <li> <p><b>1. Population Puzzle</b></p> <ul style="list-style-type: none"> <li>Research and write the population (approximate) of the following cities: <ul style="list-style-type: none"> <li>Ahmedabad</li> <li>Surat</li> <li>Vadodara</li> <li>Rajkot</li> </ul> </li> <li>Compare the populations: <ul style="list-style-type: none"> <li>Which city has the largest population?</li> </ul> </li> <li>Arrange the cities in ascending order of population.</li> <li>Write the population of each city in words and expanded form.</li> </ul> </li> <li> <p><b>2. Distance Between Cities</b></p> <ul style="list-style-type: none"> <li>Find the distances (in km) between: <ul style="list-style-type: none"> <li>Ahmedabad and Dwarka</li> <li>Surat and Somnath</li> <li>Vadodara and Kutch</li> </ul> </li> <li>Add the distances to find the total travel distance.</li> <li>Subtract to find the shortest and longest difference.</li> </ul> </li> <li> <p><b>3. Magic Number of Gujarat</b></p> <ul style="list-style-type: none"> <li>Pick a 4-digit number (like the year Gujarat was formed: 1960). <ul style="list-style-type: none"> <li>Reverse the digits and subtract the smaller from the larger.</li> <li>Add the digits of the result.</li> <li>Is the final number divisible by 3 or 9?</li> </ul> </li> </ul> </li> <li> <p><b>4. Gujarati Number Riddles</b></p> <ul style="list-style-type: none"> <li>Write 2 number riddles based on Gujarat culture. For example: <p>“I am a 4-digit number. The first digit is the number of Jyotirlingas in Gujarat, the second is the number of letters in ‘Dandi’, the third is the number of wheels on a rickshaw, and the last is the number of lions on the Ashoka pillar.”</p> </li> </ul> </li> </ol>

	<p><b>Project Work – Gujarat Maths Travel Journal</b></p> <p><b>Create a colourful “Maths Travel Journal” titled “Discovering Gujarat with Numbers”.</b></p> <p>Include:</p> <ul style="list-style-type: none"> <li>• Drawings or pictures of 3 cities or festivals.</li> <li>• At least one math fact or problem-related to each.</li> <li>• Example: “During the Rann Utsav, 5,400 tourists visited every week. How many tourists came in 4 weeks?”</li> </ul> <p><b>Instructions;</b></p> <ol style="list-style-type: none"> <li>1. Neatly complete all tasks in your Maths Holiday Homework notebook.</li> <li>2. Revise Chapters 1 and 2.</li> <li>3. <b>Note to Parents:</b> Encourage children to use books, maps, or safe internet research under your guidance.</li> </ol>
Evs	<p><b>Topic: Heritage Buildings of Gujarat</b></p> <p><b>Art Integrated Activity</b></p> <p><b>1. Heritage Scrapbook</b></p> <p>Make a mini scrapbook with drawings/pictures of 4 famous heritage buildings of Gujarat.</p> <p>For each, write:</p> <ul style="list-style-type: none"> <li>*Name &amp; location</li> <li>*3 interesting facts</li> </ul> <p><b>2. Syllabus Revision Work</b></p> <p>Revise the topics done in class. Complete the following tasks in your separate notebook:</p> <p><b>a. Q&amp;A Revision</b></p> <p>Write 5 important questions and answers from each chapter covered so far.</p> <p><b>b. Key Terms</b></p> <p>Make a glossary of 10 important terms (e.g., job, team spirit, migration).</p> <p><b>c. Diagram Practice:</b></p> <ul style="list-style-type: none"> <li>*Family tree</li> <li>*5 pictures of different kinds of jobs</li> </ul>

\*Human Respiratory system

**d. Map Activity**

Mark any 5 National Parks/Sanctuaries in India (including Gir Forest from Gujarat).

Computer

● Observe your surroundings/on the internet, write and paste the name of any two smart home products (smart robotic vacuum cleaner and voice assistant such as Alexa) using AI technology on your computer notebook .



● Draw a chart on computer lab rules .