



AIR FORCE SCHOOL JAMMU
Session 2026-27
SUMMER HOLIDAYS HOMEWORK

☀️ Warm Wishes for the Summer Break! ☀️

Dear Students,

The sun is shining, and the long-awaited summer break is finally here! This is your time to relax, recharge, and explore things you love doing outside the classroom.

While we want you to have endless fun, we also want your brains to stay active and curious. We have curated a special Holiday Homework package that is designed to be creative, engaging, and thought-provoking. Think of these tasks as a bridge that keeps you connected to your learning journey while you enjoy your holidays.

"Education is the passport to the future, for tomorrow belongs to those who prepare for it today."

Instructions for the Holidays Assignment

Jai Hind 🇮🇳 Parents and Students,

As the summer vacations approach, students are required to complete their holiday homework neatly and on time. Parents are requested to guide their children and encourage them to follow a regular study routine while ensuring that the work is done independently by the students. Special attention should be given to the activity-based tasks, including the project related to the state of Gujarat. Kindly ensure timely submission of the homework after the holidays. We wish you all a safe, happy, and productive vacation.

- **IMPROVE YOUR WRITING**

Good handwriting is an important part of your learning. You are encouraged to practice neat and clear handwriting daily during the holidays. Pay attention to proper letter formation, spacing, and presentation. Regular practice will help you improve your writing skills and make your work more presentable.

Keep practicing and show your best effort!

- **DEVELOP READING HABIT**

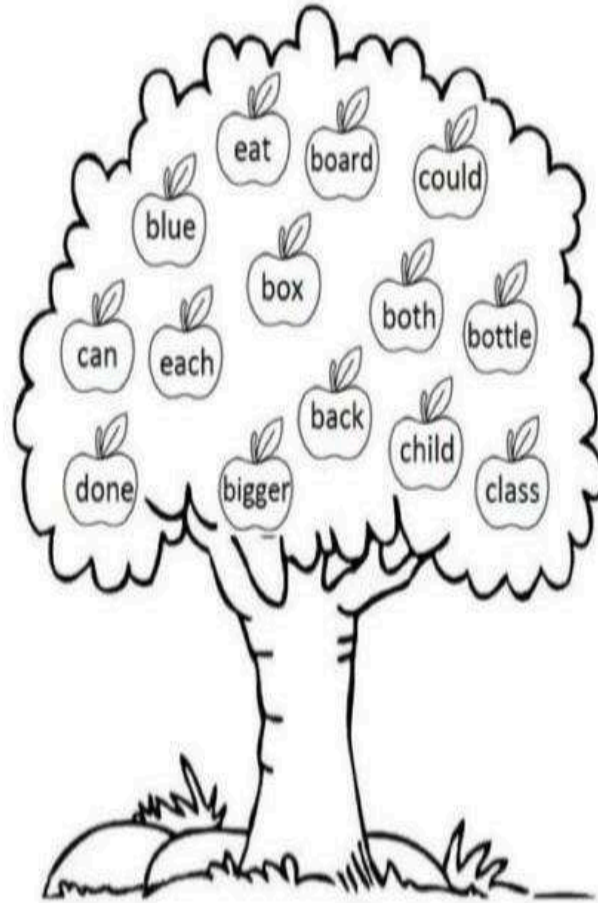
Developing a reading habit is one of the best ways to improve your language and thinking skills. Make it a daily practice to read for at least 15–20 minutes. Choose interesting books and enjoy the world of reading.

CLASS:- 1st

SUBJECT	CONTENT
ENGLISH	Read any two stories from any 1. Cinderella 2. The Gingerbread Man 3. Hansel and Grete 4. The Elves and the shoemaker 5. Little Red Riding Hood 6. Rapunzel. 7. Pick out any 10 new words from any 2 stories mentioned above and make a beautiful Pictionary by writing the words.

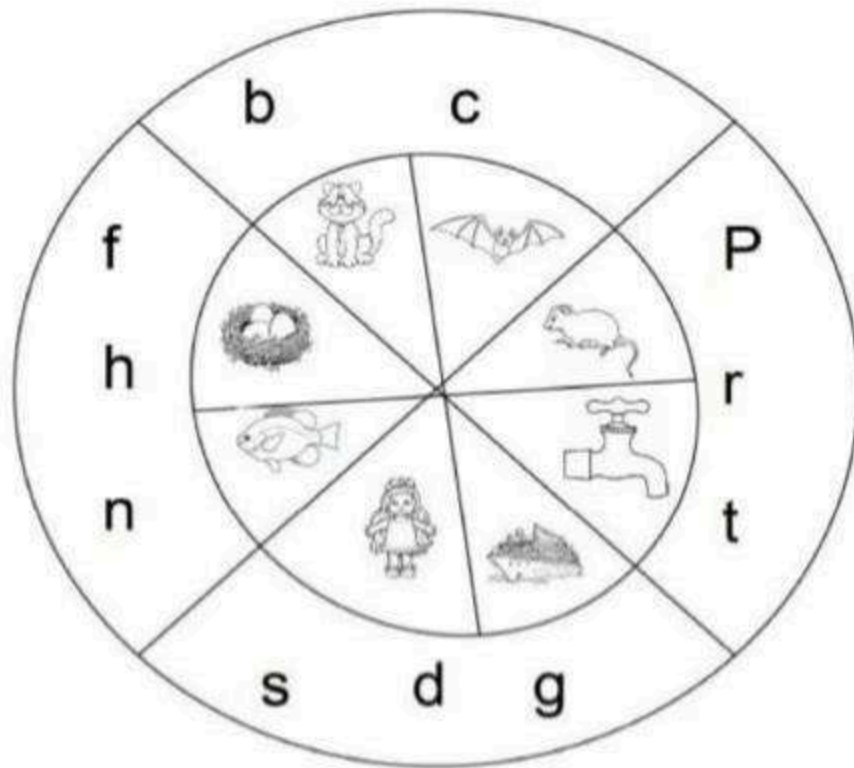
APPLES WITH SOUND /b/

1. Colour the apples with sight words which have the beginning sound /b/.



FIND MY BEGINNING SOUND

What is the beginning sound of the name of the picture given? Match the picture with its sound.



Choose your favourite amongst them and answer the following

1. Name of the book _____

2. Name of the author _____




3. I like the book because _____

4. The story is about _____

5. My favourite character of the story _____

Make a beautiful project related to common noun and proper noun the ideas are given below.





	NOTE - MAKE A SMALL SEPERATE COPY FOR ABOVE MENTIONED ACTIVITIES.
HINDI	<p>लेखन कार्य - 10 पेज सुंदर लेख लिखें। लिखावट साफ और सुंदर होनी चाहिए।</p> <p>पठन कार्य - हिंदी की पुस्तक से पाठ 1 से 5 तक पढ़ें। प्रत्येक पाठ से 5-5 नए शब्द लिखकर याद करें।</p> <p>गतिविधि अपनी कॉपी पर अपनी तस्वीर लगाइए और अपने बारे में पाँच पंक्तियाँ लिखिए</p> <p>गतिविधि २- अपनी कॉपी पर गुजरात के प्रसिद्ध व्यंजनों के चित्र/कटिंग चिपकाएँ (जैसे – ढोकला, खांडवी, थेपला आदि)। हर व्यंजन का नाम साफ-साफ लिखें।</p> <p>निर्देश - सभी कार्य साफ-सुथरी लिखावट में करें। सभी काम नई कॉपी में करें।</p>
MATHS	1. Paste any five mathematical shapes and write their names.
EVS	<p> Activity 1: Paste Pictures Paste pictures of any two Gujarati food items in a scrapbook and write their names.</p> <p> Activity 2: Family Tree Make a simple family tree: Paste or draw pictures of your family members Write their names below each picture.</p> <p> Activity 3: Safety Craft Make a traffic light using colored paper: Red → Stop Yellow → Wait Green → Go *Revise all the chapters done in the class.</p>
COMPUTER	<p>1. On a plain sheet in your computer notebook, name and draw (or paste pictures) of any five electronic machines that you see at home or in school. (Examples: Refrigerator, Television, Washing Machine, Microwave, Air Conditioner.)</p> <p>2. Draw a neat diagram of a computer system in your notebook. Label the following main parts: Monitor, CPU, Keyboard, Mouse.</p>


Note- Holiday homework is to be done in the computer notebook only.


Word Bank

KEYBOARD MONITOR CPU MOUSE
























Computer Homework - Activity 4: Word Jumbles











 OUSEM	 TERPUCOM
 PCU	 BORDAKEY
 KEASPER	 NITORMO

CLASS:- 2nd

SUBJECT	CONTENT
ENGLISH	<p>Activity 1: My Favourite from Gujarat 🍽️</p> <p>Task: Gujarat is a land of beautiful places, tasty food, and colourful festivals. Choose one thing that you love most about Gujarat (e.g., Dhokla, Garba dance, The Statue of Unity, or Kutch embroidery).</p> <p>Action: Draw a picture or paste a photograph of your favourite thing in your scrapbook.</p> <p>Writing Task: Complete the sentences below: I like _____ because it is _____.</p> <p>Activity 2: The Little Reader's Log 📖</p> <p>Task: Dive into the world of stories! Read any two storybooks of your choice during the holidays. In your scrapbook, create a table or list for each book as follows:</p> <ul style="list-style-type: none"> ● Name of the Story: _____ ● My Favourite Character: _____ ● What I Learned: _____ (Write one life lesson or moral from the story). <p>Activity 3: Gujarat Special – “The Lion’s Mask” 🦁</p> <p>Task: The Asiatic Lion is the pride of Gujarat. Let’s bring one to life! Materials Needed:</p> <ul style="list-style-type: none"> ● One paper plate ● Yellow or orange paint ● Wool, shredded paper, or paper strips (for the mane)

	<p>Steps:</p> <ul style="list-style-type: none"> ● Paint: Colour your paper plate bright yellow or orange and let it dry. ● Mane: Glue wool or paper strips around the edge of the plate to create a bushy lion's mane. ● Face: Draw or cut out eyes and a nose for your lion. <p>On the back of your mask, write the following lines in your best handwriting: "I am a lion. I am brave and strong. I live in the Gir Forest of Gujarat."</p> <p>General Instructions:</p> <ul style="list-style-type: none"> ● Complete the activities (1 & 2) in your English Scrapbook. ● Use vibrant colours, stickers, or borders to make your work look attractive. ● Maintain neat handwriting throughout.
HINDI	<p> 1. लेखन कार्य (Writing Work) 10 पेज सुंदर लेख (Handwriting) लिखें। लिखावट साफ और सुंदर होनी चाहिए।</p> <p> 2. पठन कार्य (Reading Work) हिंदी की पुस्तक से पाठ 1 से 5 तक पढ़ें। प्रत्येक पाठ से 5-5 नए शब्द लिखकर याद करें।</p> <p> 3. Family Tree अपने परिवार का फैमिली ट्री बनाएं। फैमिली ट्री के आधार पर 5 वाक्य लिखें।</p> <p> 4. कविता (Poem) पुस्तक में दी गई कोई भी 2 कविताएँ याद करें।</p> <p> 5. गतिविधि (Activity) एक कागज़ की प्लेट (Paper Plate) लें। उस पर गुजरात के प्रसिद्ध व्यंजनों के चित्र/कटिंग चिपकाएँ (जैसे – ढाँकला, खांडवी, थेपला आदि)। हर व्यंजन का नाम साफ-साफ लिखें।</p> <p>★ निर्देश (Instructions) सभी कार्य साफ-सुथरी लिखावट में करें। सभी काम नई कॉपी में करें। काम समय पर पूरा करें। रचनात्मक (Creative) बनने की कोशिश करें </p>
MATHEMATICS	<p>Activity 1- The Symmetry Kite Theme: Gujarat's International Kite Festival (Uttarayan) 1. Task: Create a diamond-shaped kite that looks the same on both sides! 2. Shape: Ask your parents to help you cut a large Diamond (Rhombus) shape from your favourite bright paper.</p>




	<p>3. Symmetry: Fold the kite in half and open it. Whatever you stick on the left, you must stick the same on the right!</p> <p>4. Pattern: Decorate with "Gujarat Mirrors" (use silver glitter or foil circles).</p> <p>5. Measurement: Cut a long thread for the tail. Cut 4 bows and label them 1st, 2nd, 3rd, and 4th and attach to the kite.</p> <p><u>Activity 2- 3-D Shape Monsters</u></p> <p>1. The Task: Make any three 3-D shapes using everyday items like toothpaste boxes, empty cereal boxes, or ball-pit balls.</p> <p>2. Shapes to Make: A Cube, a Cylinder, and a Sphere or Cone.</p> <p>3. Creative Twist: Turn your shapes into "Shape Monsters"! Add googly eyes, paper teeth, or pipe-cleaner arms.</p> <p>4. On a small label for each monster, write:</p> <ul style="list-style-type: none"> • Name of Shape: • Number of Faces: • Number of Corners: <p><u>Activity 3- The "Table Flower" Garden</u></p> <p>1. The Task: Instead of just writing tables in a list, create Table Flowers for numbers 5, 6, 7, 8, and 9.</p> <p>2. How to Draw: Write the main number (e.g., 5) in the center of the flower.</p> <ul style="list-style-type: none"> • Draw 10 petals around it. • Write the products in the petals ((5 × 1 = 5, 5 × 2 = 10, etc.). <p>3. Colouring: Use your favourite bright colors to make your garden look beautiful.</p>
EVS	<p> Activity 1: My Daily Routine Clock Draw a big clock on a chart paper. Show these times with drawings: Wake up time School time Lunch time Play time Sleep time 👉 Write 1 sentence for each (Example: I wake up at 7 o'clock.)</p> <p> Activity 2: Direction Drawing Draw a compass and label: North (N) South (S) East (E) West (W)</p> <p> Activity 3: Food Collage Paste pictures of Gujarati food items in a scrapbook and write their names. *Revise all the chapters done in the class.</p>
COMPUTER	<p>Activity 1: Types of Computers</p> <ul style="list-style-type: none"> • Write the title "Types of Computers" on your scrapbook page. • Draw or paste pictures of:

	<ul style="list-style-type: none"> •  Desktop •  Laptop •  Smartphone •  Tablet • Write one simple line about each computer.  Activity 2: Hardware Components • Write the title "Hardware Components". • Make three sections: • Input Devices (Keyboard, Mouse) • Output Devices (Monitor, Printer) • Storage Devices (Hard Disk, Pen Drive) • Paste or draw any 4 hardware devices. • Write their names neatly.  Activity 3: Typing Practice • Go to a computer. • Carefully type: • Vayu@123 • Student123 • Practice typing 3 times without mistakes.  Instructions to make it Fun! • Use colors and crayons  • Draw neatly  • Decorate your page with stickers 
--	---

CLASS:- 3rd

SUBJECT	CONTENT
ENGLISH	<p><u>Activity 1- Ek Bharat Shreshtha Bharat-</u> Explore the land of lions and colors! Prepare a travel scrapbook with colourful pages.</p> <p>Page 1: Draw the National Emblem and write "Jai Hind!"</p> <p>Page 2: Draw the Asiatic Lion from Gir(Gujarat). Write 2 adjectives to describe it.</p> <p>Page 3: Draw a plate of Dhokla or Thepla. List the colors you see on the plate.</p> <p>Page 4: Draw a Garba Pot decorated with mirrors and patterns.</p> <p>Decorate your travel book beautifully.</p> <p><u>Activity-2 A Journey into the world of stories</u> General Instructions:</p>

	<ul style="list-style-type: none"> ● Use A4 size sheets for all the work. ● Maintain neat handwriting (cursive is preferred). ● Use colorful borders and illustrations to make your sheets look attractive. <p>Task 1: The Character Corner</p> <ul style="list-style-type: none"> ● Read any English storybook of your choice (e.g., Panchatantra Tales, Roald Dahl, or Moral Stories). ● Identify your favorite character: On the first sheet, draw a large, colorful picture of this character. <p>Labeling: Below the drawing, write 2 lines explaining why you like this character the most.</p> <p>Task 2: Vocabulary Vault As you read the story, find 15 new or difficult words. Create a "Word Gallery" on a new sheet with the following columns:</p> <ul style="list-style-type: none"> ● Word: Write the word clearly. ● Meaning: Find the meaning using a dictionary. ● Sentence: Make a short, meaningful sentence using that word. <p>Task 3: Grammar Detective Search through your storybook like a detective and find:</p> <ul style="list-style-type: none"> ● 10 Adjectives (Describing Words): Words that describe people, places, or things (e.g., huge, blue, kind). ● 10 Verbs (Action Words): Words that show what the characters are doing (e.g., ran, climbed, whispered). <p>Activity 3- Workbook Focus: Complete Chapter 1 of your English Workbook.</p> <ul style="list-style-type: none"> ● Read the chapter carefully two times. ● Complete the exercises of the chapter neatly with a pencil.
HINDI	<p>*दिए गए विषयों पर अनुच्छेद लिखिए-</p> <p>1)मेरा प्रिय खेल 2)पेड़ों का महत्त्व</p> <p>* गुजरात के सामाजिक कार्यकर्ता जिन्होंने अपने राज्य में सुधार के लिए योगदान दिया है उनके चित्र चिपकाकर नाम लिखें। * किन्हीं पाँच जानवरों या पक्षियों के मुखौटे बनाओ। * गिनती 1 से लेकर 20 तक लिखें और याद करें। * कक्षा में किया गया कार्य याद करें। *दिया गया कार्य अपनी हिंदी की कॉपी में करें।</p>
MATHS	<p>1.Learn and write tables 2 to 20</p> <p>2.Activity: "Journey Across Gujarat"</p> <p>* Draw or paste pictures of: camel, kite, dandiya sticks, Gir lion. * Write which object is longer and which is shorter. * Example:</p>

	<ul style="list-style-type: none"> * Camel’s neck – Long * Dandiya sticks – Short <p>Write 5 such comparisons in your notebook.</p> <p>3. 3D Shapes (Craft Activity)</p> <p>Activity: “Gujarat Model Making” Using clay/paper, make:</p> <ul style="list-style-type: none"> * Cube (houses) * Cylinder (dandiya sticks) * Cone (temple top) * Sphere (laddoos) <ul style="list-style-type: none"> ●  Label each shape. <p>4 . Rangoli with Shapes</p> <ul style="list-style-type: none"> ● Activity: “Gujarat Rangoli” ● * Make a rangoli using only 2D shapes ● * Use triangle, square, circle patterns <p> Color it beautifully.</p> <p>5 .Fun Facts Scrapbook</p> <ul style="list-style-type: none"> ● Activity: “My Gujarat Book” <ul style="list-style-type: none"> * Make 3–4 pages on: * Food (Dhokla, Fafda) * Festivals (Navratri, Uttarayan) * Animals (Gir Lion) <ul style="list-style-type: none"> ●  Paste pictures or draw. <p>Note : All the work to be done in scrapbook</p>
EVS	<ol style="list-style-type: none"> 1. Use waste materials like paper, bottles, or cardboard to create a simple craft item, such as a pencil holder or bookmark or anything of your own choice. 2. Make a 3D Model: Asiatic Lion (State Animal of Gujarat)
COMPUTER	<ol style="list-style-type: none"> 1. Draw a chart on computer manners. 2. Read chapter 2 and chapter 3 Take out 10 new words and write the same on your notebook. 3. Name and draw/paste the pictures of any four icons on your note book. Recycle bin, Word, file, Paint, you tube, snapchat etc. <p>Activity: Typing Practice on a Computer(if available)</p>

	<ol style="list-style-type: none"> 1. Turn on the computer and open MS Word. 2. Type Vayu@123. 3. Then type Student123 4. Practice typing both words 10 times without any spelling mistakes.
--	--

CLASS:- 4th

SUBJECT	CONTENT
ENGLISH	<ol style="list-style-type: none"> 1. Practice ch-1,2 and 3 of your workbook. 2. Write paragraphs on the given topics (in a separate 10 rupees notebook)___ <ol style="list-style-type: none"> a) My favourite festival. b) My Grandparents. c) Importance of Trees. d) My Dream Vacation. e) My Favourite Cartoon Character 3. Read any book of your choice,find out and learn any 20 new words from it and use those words while writing the summary of the book. 4.Find out information about The Statue of Unity which is located in Gujarat .Paste or draw a picture of it (on the A4 size sheet or half chart paper)and write a paragraph about it.
HINDI	<p>*दिए गए विषयों पर अनुच्छेद लिखिए</p> <ol style="list-style-type: none"> 1)पानी का महत्व 2)पेड़ों के लाभ <p>* गुजरात में मनाए जाने वाले विभिन्न त्योहारों के चित्र चिपकाकर या बनाकर उनके बारे में 2-3 वाक्य लिखें ।</p> <p>*गिनती 1-20 तक लिखें और याद करें ।</p> <p>* गमले में पौधा लगाते हुए फोटो खींचें ।15 दिन के बाद देखें कि वह कितना बड़ा हुआ है ।उसके साथ फोटो खींचकर हिंदी की कॉपी में लगाएँ और पौधे का नाम लिखें ।</p> <p>* कक्षा में किया गया कार्य याद करें ।</p> <p>*दिया गया कार्य हिंदी की कॉपी में करें ।</p>
MATHEMATICS	<ol style="list-style-type: none"> 1. Draw any famous place/object of Gujarat (like a house, temple, or toy). 2. Show its: <ul style="list-style-type: none"> * Top View * Front View * Side View


	<p>👉 Example: A simple house or the Statue of Unity (simplified drawing)</p> <p>2. Create a small model or collage using shapes:</p> <p>3. Use paper cut-outs (circle, square, triangle, rectangle) * Make something related to Gujarat (kite festival scene, village house, etc.)</p> <p>4 .Find 3 circular objects from Gujarat culture (e.g., Dandiya sticks arrangement, bangles, food items like dhokla plate). Paste/draw them.</p> <p>5. Activity: Use a compass or round object to create a rangoli design using circles (inspired by Gujarat art). Color it beautifully.</p> <p>Note : Work to be done in scrapbook</p> <p>Revise the Ch -1 Shapes Around Us and Ch-2 Hide and Seek.</p>
EVS	<ol style="list-style-type: none"> 1. Collect 5 fallen leaves and paste them. 2. Make a mini project on any state(like Gujarat). Include food, dress, culture and famous places . 3. Make a project on best out of waste material.You may use plastic bottles, recycled paper etc . 4. Write at least 20 occupations and mention what each person does in one line. Also paste or draw neat pictures related to each occupation. Complete this work neatly in your project file using good handwriting. 5. Hands on activity -Food collage Cut out pictures of food items and create a collage with 3 sections : energy giving foods, body building foods and protective food.(for reference Evs book page no - 83) <p>Note- Work for numbers 1, 3, and 5 should be done on A4 size sheets, and a transparent file should be maintained.</p>
COMPUTER	<p>Q Draw a chart on Computer lab rules.</p> <p>QWrite down shortcut keys to perform following operations in your notebook-</p> <ul style="list-style-type: none"> ● To create a new document ● To open a document ● To save a document ● To copy contents from a document ● To paste contents in a document <p>Activity: Typing Practice on a Computer(if available)</p> <ol style="list-style-type: none"> 1. Turn on the computer and open MS Word. 2. Type Vayu@123. 3. Then type Student123

	4. Practice typing both words 10 times without any spelling mistakes.
--	---

CLASS:- 5th

SUBJECT	CONTENT
ENGLISH	<p>1. Vocabulary Building: Learn and write 20 new words along with their meanings and use each word in a sentence.</p> <p>2. Creative Writing 🖋️: Write paragraphs on the following topics :</p> <ul style="list-style-type: none"> ● My Summer Vacation ● A Visit to My Grandparents' House ● My Favourite Hobby ● My Favourite Season ● Importance of Trees ● My Best Friend <p>3. Practice Work: Solve chapter- 1 to 3 of English Workbook.</p> <p>4. Activity: Draw or paste a picture of any famous player from Gujarat and write a few lines about him/her on an A4 size sheet.</p> <p>(Complete the above-mentioned English homework in a separate notebook.)</p>
HINDI	<p>* दिए गए विषयों पर अनुच्छेद लिखिए -</p> <p>1) खेलों का महत्व 2) मेरा प्रिय त्योहार</p> <p>* गुजरात के विभिन्न प्रसिद्ध तीर्थ स्थलों के चित्र चिपकाकर उनके बारे में 3-4 वाक्य लिखें।</p> <p>* गिनती 1 से लेकर 20 तक लिखें और याद करें।</p> <p>* भारत के मानचित्र पर 10 विभिन्न राज्यों के नाम भरकर कॉपी में चिपकाए।</p> <p>* पुराने समाचार पत्र की सहायता से लिफाफा बनाएँ (पेपर बैग)।</p> <p>* कक्षा में किया गया कार्य याद करें।</p> <p>* दिया गया कार्य हिंदी की कॉपी में करें।</p>
MATHS	1. Find 5 palindrome numbers (e.g., 121, 232)

	<p>Create your own “special Gujarat travel ticket numbers” using palindrome numbers</p> <p>2.Create 5 questions based on:</p> <ul style="list-style-type: none"> * Addition * Subtraction * Place Value <p>3. “Trip Budget” Plan a family trip to Gujarat ✈️</p> <p>👉 Add:</p> <ul style="list-style-type: none"> * Travel cost: ₹12,500 * Hotel cost: ₹8,750 * Food cost: ₹5,600 <p style="text-align: center;">OR</p> <p>Make a Gujarat Travel Brochure Create a foldable brochure on “Explore Gujarat” including:</p> <ol style="list-style-type: none"> 1) Draw or paste Gujarat map 2) Write Number of districts 3) Population (write in expanded form,number name) 4) Paste the picture of Statue of Unity (write it's height) <p>4.Working Model: Place Value Chart Wheel</p> <p>Objective:</p> <p>To understand place value (Ones, Tens, Hundreds, Thousands, Lakhs) in a fun, rotating way.</p> <p>Note : Work to be done in a scrapbook.</p> <p>Revise Ch -1 We the Travellers -I and Ch-4 We the Travellers -II.</p>
EVS	<p>Q1. Water Cycle Model</p> <ol style="list-style-type: none"> a) How can you make a working model of the water cycle showing evaporation, condensation, precipitation, and collection? b) Why is water called the “essence of life”?

	<p style="text-align: center;">OR</p> <p>Q2. Balanced Diet Model</p> <p>a) How can you create a model or chart showing the components of a balanced diet?</p> <p>b) Prepare a one-day balanced diet chart.</p> <p>c) Explain the importance of eating healthy food.</p> <p>Q3.Unity in diversity (Do any two)</p> <p>a)Explain this idea with special reference to the state of Gujarat, including examples from the Rann Utsav and Dholavira.</p> <p>b) A short note on the importance of Smritivan Earthquake Memorial and Museum</p> <p>c) What is Lipi (Lippan) Art? Create any one item using this art form (pot, coaster, photo frame, or pen holder).</p>
COMPUTER	<p>Activity on Model of Keyboard: Make a model of a keyboard by using waste materials such as cardboard, boxes, papers, colors and Fevicol, which is easily available at your home. Also, click a photograph of yours while doing this activity on your computer notebook.</p> 



Q Write shortcut keys of the following:

- i. To rename Folder.
- ii. To open the computer
- iii. Search for a file and folder.
- iv. To shut down the computer.
- v. To create a new folder.

Activity: Typing Practice on a Computer(if available)

1. Turn on the computer and open MS Word.
2. Type Vayu@123.
3. Then type Student123
4. Practice typing both words 10 times without any spelling mistakes.

This activity will help improve your typing accuracy.