



# AIR FORCE SCHOOL JAMMU

## Session 2026-27

### SUMMER HOLIDAYS HOMEWORK

Jai Hind 🇮🇳 Dear Parents and Students,

**WELCOME SUMMER!**



Summer break is here—a time to relax, refresh, and enjoy! Along with fun, let's also keep learning active in a simple and creative way.



#### 1 ✨ Holiday Homework Guidelines

- Complete all work neatly and on time. Focus on activity-based tasks, including the Gujarat project.
- Parents are requested to guide their children, while ensuring work is done independently.

#### 2 ✨ Improve Your Writing

- Read for at least 15–20 minutes every day to improve language and thinking skills.

#### 3 📖 Develop Reading Habit

- Read for at least 15–20 minutes every day to improve language and thinking skills.

#### 4 ✨ Personality & Creativity Activities

- Learn one new life skill. Practice yoga/exercise daily.
- Watch educational documentaries. Help younger siblings in studies.
- Learn basic first aid.
- Visit historical/religious places.
- Take part in family discussions.
- Reduce mobile use & play outdoor games.

**Note:** Share your experiences in class after the holidays.

**Stay active, stay creative, and enjoy a safe & happy vacation!** 😊

## CLASS- VIII








SUBJECT	Content
ENGLISH	<p>General Instructions</p> <p>All tasks are compulsory and must be completed in a separate Holiday Homework notebook\ file\ folder. Work should be neat, well-organised, and presented creatively wherever required. Students must complete the work independently and <b>submit it in the first week after the vacations.</b></p> <p><b>Task 1: Letter Writing</b> Write two letters:</p> <ul style="list-style-type: none"><li>● Informal Letter: Write to a friend describing your summer vacation plans.</li><li>● Formal Letter: Write a letter to the Principal requesting permission to organize a class activity.</li></ul> <p><b>Task 2: Parts of Speech</b> Write the following: 20 Nouns, 20 Verbs, 10 Adjectives, and 10 Adverbs.</p> <p><b>Task 3: Vocabulary Building</b> Write 10 Synonyms, 10 Antonyms, and 20 Idioms, each with a meaning and a sentence.</p> <p><b>Task 4: Creative Journal</b> Maintain a Holiday Journal and write 10 entries during the holidays. Each entry should include one new word learned, one interesting experience, and one positive thought of the day.</p> <p><b>Task 5: Vocations of the Two States</b> Design a creative project (poster/infographic/chart) highlighting the major vocations of both states.</p> <p><b>Jammu &amp; Kashmir:</b> Apple farming and horticulture, Pashmina shawl weaving, Carpet weaving, Walnut wood carving, Tourism and hospitality.</p> <p><b>Gujarat:</b> Textile and garment industry, Diamond cutting and polishing, Salt production, Dairy farming (milk cooperatives), Handicrafts and embroidery.</p> <p><b>Presentation Guidelines:</b> Divide the chart/poster into two sections (one for each state), use pictures/drawings/cut-outs, add 2–3 lines explaining each vocation, highlight their contribution to the economy and culture, and ensure the project is colourful, neat, and informative.</p> <p><b>Suggested Title:</b> “Ek Bharat Shreshtha Bharat – Vocations of Jammu &amp; Kashmir and Gujarat”</p>
HINDI	1.आप घर के सदस्यों की किन-किन कामों में सहायता करते हैं? उन कार्यों की एक सूची तैयार कीजिए।

	<p>2..अपने सबसे अच्छे मित्र की फोटो चिपकाकर अपनी भावनाओं को व्यक्त करते हुए सुन्दर और आकर्षक ग्रीटिंग कार्ड बनाइए।</p> <p>3.पानी का बचाव हम किस प्रकार कर सकते हैं? यह दर्शात हुए 'जल संरक्षण पर एक विज्ञापन तैयार कीजिए।</p> <p>4.आप देश के स्वाधीनता संग्राम के इतिहास से परिचित होंगे। जिन देशभक्तों ने मातृभूमि की रक्षा हेतु सर्वस्व न्यौछावर कर दिया उनके नाम कार्यों व एवं उनके चित्र ,उनके जीवन से मिलने वाली प्रेरणा संबंधित लिखें</p> <p>5. निम्नलिखित विषयों पर अनुच्छेद लिखिए।      ▪विज्ञान एक चमत्कार,      ▪पुस्तकालय : ज्ञान प्राप्ति का उत्तम साधन</p> <p>6.आपके क्षेत्र में लगने वाले जाम की समस्या से निजात पाने के लिए जिला प्रमुख को पत्र लिखिए.      ▪छोटे भाई को कम खर्च करने की सलाह देते हुए पत्र लिखिए ।      ▪ इकाई परीक्षा के पाठ्यक्रम को याद करें ।</p>
<p><b>SANSKRIT</b></p>	<p>लेखन कार्य          "विद्यालयस्य महत्त्वम्" – 10–12 वाक्य          30 शब्द (पर्यायवाची / Synonyms)          रचनात्मक कार्य          संस्कृत में लघु कथा (Short Story)          4 श्लोक (अर्थ सहित)          परियोजना          अन्तर्जालात् पुस्तकेभ्यश्च विंशतिसुभाषितानां सङ्ग्रहं कुरुत ।          किमपि नीतिवाक्यम् अधिकृत्य पञ्चवाक्यानि संस्कृतेन लिखत ।          5 सुभाषितानि 4 कण्ठस्थीकृत्य कक्षायां श्रावयत ।</p>
<p><b>MATHS</b></p>	<p>The "Square Root" Mandala</p> <p>Concept: Square Roots and Symmetry</p> <p>Integration: Basohli Painting (J&amp;K) and Lippan Art (Gujarat)</p> <ul style="list-style-type: none"> <li>● Task: Create a circular Mandala where each layer represents a square root.</li> <li>● Activity:             <ul style="list-style-type: none"> <li>○ Inner Circle: 4 petals (<math>\sqrt{16}</math>)</li> <li>○ Middle Circle: 9 dots (<math>\sqrt{81}</math>)</li> <li>○ Outer Circle: 12 patterns (<math>\sqrt{144}</math>)</li> </ul> </li> <li>● Aesthetic: Use the bold, primary colors of Basohli folk art for one half and white clay-and-mirror Lippan Kam style for the other.</li> </ul>

<b>SCIENCE</b>	<ol style="list-style-type: none"> <li>1. Maintain a <b>record</b> for 7 days: <ol style="list-style-type: none"> <li>a. Write one scientific observation daily (e.g., rusting, evaporation, plant growth) write your observation on portfolio</li> </ol> </li> <li>2. Create 3D models of microorganism like paramecium, euglena, amoeba</li> <li>3. Simple Hydroponics Project <p>Create a basic hydroponics setup and grow a plant without soil.</p> <ul style="list-style-type: none"> <li>● Record daily growth for a few days. Note changes and observations, click pictures and paste on your portfolio file.</li> </ul> </li>   <li>4. Compare the type of wild animals found in the state of jammu and kashmir and Gujarat. Write 5 points about: Habitat, Food habits and Conservation. Prepare a power point presentation (along with picture)</li> </ol>
<b>S.SC</b>	<ol style="list-style-type: none"> <li>1. Prepare: Natural Resources and their use, The rise of marathas</li> <li>2. Practice all maps from a book.</li> <li>3. Compare the types of Flora and Fauna found in j&amp;k and Gujarat: Habitat, Food habits along with pictures on scrap book .</li> </ol>
<b>Computer</b>	<p>revise ch-1 and ch-2 (covered till 14 may 26)  <b>Note: Enjoy your holidays and learn something new.</b></p>

**AIR FORCE SCHOOL JAMMU  
SESSION 2026-27  
SUMMER HOLIDAYS HOMEWORK**

**CLASS- VII**

SUBJECT	Content
ENGLISH	<p>Unit 1: Learning Together</p> <p> <b>PART A: READING SKILL :</b>  <b>Extended Reading : Read any ONE:</b> <i>The Blue Umbrella OR The Jungle Book (any 2–3 stories) OR Grandma’s Bag of Stories</i></p> <p style="text-align: center;"> <b>Task</b></p> <p>Write a reader response (120–150 words):</p> <ul style="list-style-type: none"><li>- What challenge did the main character face?</li><li>- How did they overcome it?</li><li>- Connect it with The Day the River Spoke OR Try Again</li></ul> <p> <b>PART B: LISTENING SKILL :</b>  <b>Nature Listening Activity</b></p> <p style="text-align: center;">Sit quietly in a natural environment for 5–10 minutes.</p> <p>Write: - At least 5 sounds you heard / Your feelings / If these sounds had a message, what would they say?</p> <p> <b>PART C: SPEAKING SKILL :</b>  <b>Speaking Task</b></p> <p>Topic: “What Nature Teaches Us About Life”</p> <ul style="list-style-type: none"><li>- Speak for 1–2 minutes (audio/video)</li><li>- Include: One real observation / One lesson from Unit 1 / One personal</li></ul>

example

 **PART D: WRITING SKILL :**  **1. Diary Entry**

**Write as Jahnvi: Your fears / Your turning point / Your feelings after gaining courage (100–120 words)**

 **2. Creative Writing : “A Conversation with the River”**

- Write in dialogue form (8–10 exchanges)
- Show: - Your problem / - River’s advice (courage/perseverance)

 **PART E: EXPERIENTIAL TASK :**  **Nature Journal (3 Days)**

**For 3 days, record: - What you observed / What changed / One question you asked nature / One lesson learned (Add drawings if you wish)**

 **PART F: INTEGRATED PROJECT (MANDATORY)**

**Ek Bharat Shreshtha Bharat (Jammu & Kashmir – Gujarat)**

 **Project Title: “Learning from Nature: Voices of Two States”**

 **Task :**  **1. Nature Study : Choose:**


- One natural element from Jammu & Kashmir
- One from Gujarat

**For each, write: - Description (3–4 lines)**




- How people depend on it
- Lesson it teaches (e.g., courage, patience)

 **2. Creative Connection : Write: “If Nature Could Speak...”**

- One message from J&K nature
- One message from Gujarat nature

 **3. Cultural Link (Brief) : - 1 festival from each state**

- 1 food item from each state
- 3 common words from each region

	<p> <b>4. Reflection : “What did I learn from nature across India?”</b></p> <p><b>(80–100 words)</b></p> <p> <b>Presentation : - Scrapbook / Chart / PPT</b></p> <p><b>- Use drawings, pictures, colours</b></p> <p> <b>GENERAL INSTRUCTIONS</b></p> <p><b>- Keep your work neat and original</b></p> <p><b>- Avoid unnecessary long answers</b></p> <p><b>- Focus on understanding and creativity</b></p> <p><b><i>Submit your Holiday Homework after the vacation as instructed.</i></b></p>
<b>HINDI</b>	
<b>SANSKRIT</b>	<p>लेखन कार्य  मम दैनिकचर्या – 10 वाक्य  25 क्रियापदानि (verbs) लिखें  रचनात्मक कार्य  मित्रयोः संवादः (6–8 पंक्तियाँ)  3 श्लोक (अर्थ सहित) लिखत स्मरत च ।  परियोजना</p> <ul style="list-style-type: none"> <li>● सूर्य नमस्कारस्य द्वादशनाम् आसनानाम् भित्ति पत्राणि रचयन्तु ।</li> <li>● प्रतिदिनं सकुटुम्बं सूर्य नमस्कारस्य अभ्यासं कुर्वन्तु ।</li> <li>● विद्या विवादाय धनं मदाय शक्तिः परेषां परिपीडनाय ।  खलस्य साधोर्विपरीतमेतत् ज्ञानाय दानाय च रक्षणाय ॥  अस्मिन् श्लोके विद्यमानानि चतुर्थी-विभक्त्यन्तरूपाणि चित्वा लिखन्तु।</li> </ul>

<p><b>MATHs</b></p>	<p>Project 1: The "Grand Feast" Menu (Culinary Art/Graphic Design) Compare the Kashmiri Wazwan with the Gujarati Thali.</p> <ul style="list-style-type: none"> <li>● The Math: Calculate the "Total Calories" or "Total Cost" for a village feast for 5,000 people.</li> <li>● The Art: Design a colorful, illustrated menu card featuring dishes like <i>Rogan Josh</i> and <i>Dhokla</i>.</li> <li>● The Integration: <ul style="list-style-type: none"> <li>○ Set a price for each item. Create a complex Arithmetic Expression using BODMAS to find the total bill</li> </ul> </li> </ul> <p style="text-align: right;">Project 2:</p> <p>Statistical Folk Map (Cartography)</p> <ul style="list-style-type: none"> <li>○ Draw a map of India highlighting J&amp;K and Gujarat.</li> <li>● The Math: Use Large Numbers related to production—specifically Saffron (J&amp;K) vs. Cotton (Gujarat).</li> <li>● The Art: Use actual textures (glitter for saffron, cotton wool for cotton) on the map.</li> <li>● The Integration: <ul style="list-style-type: none"> <li>○ Write the production figures in grams or kilograms (resulting in 7-9 digit numbers).</li> <li>○ Create an expression to show how many times more cotton is produced than saffron</li> </ul> </li> </ul>
<p><b>SCIENCE</b></p>	<p><b>1. Model Making:</b> Create a 3D model of a "Waste Water Treatment Plant" or a "Human Digestive System" using eco-friendly materials like clay, cardboard, or old newspapers. You can make any other innovative model or project as well.</p> <p><b>2. Science Comic:</b> Draw a 4-panel comic strip where a "Science Superhero" explains how heat is transferred through Conduction, Convection, or Radiation.</p> <p><b>3. The Task:</b> Choose an object (like a water bottle) and place it in an open area under the sun.</p> <p><b>The Observation:</b> Measure the length of its shadow at 8:00 AM, 12:00 PM, and 4:00 PM.</p> <p><b>The Record:</b> Why does the shadow change its length and direction? Explain the relationship between the light source and the shadow.</p>
<p><b>S.SC</b></p>	<p><b>1. Learn Geographical diversity of India.</b></p>

	<p>2.New Beginnings cities and states. 2.Practice Physical map of India 5 times and paste in your fair notebook. 3.Compare the types of Flora and Fauna found in j&amp;k and Gujarat: Habitat ,Food habits along with pictures on scrap book.</p>
Computer	<p>revise ch-1 and ch-2. Note: Enjoy your holidays and learn something new.</p>

**AIR FORCE SCHOOL JAMMU  
SESSION 2026-27  
SUMMER HOLIDAYS HOMEWORK  
CLASS- VI**

SUBJECT	CONTENT
---------	---------

**ENGLISH**

This is to inform you that the Summer Holiday Homework for Class 6 (English) has been thoughtfully designed in accordance with school guidelines. The tasks aim to promote concept clarity, creativity, and overall development of language skills: Listening, Speaking, Reading, and Writing - while ensuring that the workload remains engaging and not excessive.

**Unit 1: Fables and Folk Tales**

♦ **PART A: Reading Skill**

**Story Reading Log**

**Read L-3 Rama to the Rescue**

**Read any two fables or folk tales.**

**Fill in the following details:**

**Title of the story    Characters    Moral    Favourite part**

♦ **PART B: Listening Skill**

**Listen & Learn**

**Listen to a story narrated by elders or through any audio/video source.**

**Write:**

**Title of the story                  Name of the narrator                  Lesson learned**

♦ **PART C: Speaking Skill**

**Storytelling Activity :** Narrate any one story (from the syllabus or a folk tale) in your own words.



**Record a short audio/video (1–2 minutes), focusing on clarity and expression.**


♦ **PART D: Writing Skill**

**Creative Writing :** Rewrite the ending of “The Raven and the Fox” (8–10 lines).

**Moral Values :** Write any three morals you have learned from the lessons of Unit 1.

♦ **PART E: Creative Activity :** **Comic Strip / Poster Making**

	<p>Create a comic strip or poster on: A Bottle of Dew OR Rama to the Rescue Include illustrations, dialogues, and the moral.</p> <p> <b>PART F: <u>Integrated Project (Mandatory)</u></b></p> <p>Theme: Ek Bharat Shreshtha Bharat (Jammu &amp; Kashmir and Gujarat)</p> <p>Project Title: “Unity in Diversity: A Tale of Two States”</p> <p>Students may prepare a scrapbook, chart, or PPT including:</p> <p>Culture (dress, traditions)</p> <p>Food (two dishes from each state)</p> <p>Language (five common words from each region)</p> <p>Festivals (one from each state)</p> <p>One folk tale from each state with its moral</p> <p>Students are encouraged to present their work creatively using drawings, pictures, and colours.</p> <p> <b>General Instructions:</b></p> <p>Ensure neatness and originality in all work.</p> <p>Avoid lengthy answers; focus on quality and creativity.</p> <p>Parents are requested to guide and encourage children, while allowing them to express their own ideas.</p>
<p><b>HINDI</b></p>	<p>हिंदी परियोजना कार्य  एक भारत श्रेष्ठ भारत  विषय: जम्मू-कश्मीर और गुजरात  दोनों राज्यों की भाषा, भोजन, वेशभूषा, त्योहार, प्रसिद्ध स्थान ( किसी एक विषय पर चित्र सहित जानकारी प्रदान कीजिए)  <b>1.पठन कार्य</b>  किसी भी एक हिंदी कहानी की पुस्तक पढ़िए। कहानी का नाम, लेखक का नाम और <b>5-6</b> वाक्यों में उसका सार लिखिए।</p>

	<p><b>2. शब्द भंडार</b> प्रतिदिन समाचार पत्र या पुस्तक से <b>5</b> नए शब्द चुनिए। उनके अर्थ लिखिए। छुट्टियों में कुल <b>30</b> शब्द लिखिए।</p> <p><b>3. रचनात्मक लेखन</b> “मेरी गर्मी की छुट्टियाँ” विषय पर <b>80-100</b> शब्दों का अनुच्छेद लिखिए।</p> <p><b>4. घर के किसी बड़े सदस्य (दादा-दादी, नाना-नानी आदि) का साक्षात्कार लीजिए।</b> उनसे उनके बचपन की गर्मी की छुट्टियों के बारे में <b>5</b> प्रश्न पूछिए और उत्तर लिखिए।</p> <p><b>5. हस्तलेखन अभ्यास</b> प्रतिदिन <b>8-10</b> पंक्तियाँ सुंदर लेखन का अभ्यास कीजिए।</p> <ul style="list-style-type: none"> <li>● इकाई परीक्षा के पाठ्यक्रम को याद करें।</li> </ul>
<b>SANSKRIT</b>	<p><b>1. वर्णमाला</b> स्वर और व्यंजन एक बार लिखिए</p> <p><b>2. वर्ण संयोग / विच्छेद</b></p> <p><b>3. लिंग</b> संस्कृत में पुस्तक से 10 शब्द लिखकर लिंग बताइए ( जैसे -बालकः, बालिका, फलम् आदि)</p> <p><b>4. व्यवहारिक शब्द 10 सरल शब्द लिखिए पाठ्यपुस्तक से।</b> (जलम्, पुस्तकम्, गृहम् आदि)</p> <p><b>5. उच्चारण स्थान एक छोटा चार्ट बनाइए</b></p> <p><b>6. चित्रं दृष्ट्वा लिखत</b></p>
<b>MATHS</b>	<p><b><u>Gujarat Craft + Number Sequences Project</u></b></p> <p><b>Maths Topics:</b> Square numbers, Triangular numbers, Odd/Even numbers, Patterns</p> <p><b>Gujarat Craft:</b> Bandhani, Rangoli, Stepwell patterns</p> <p> <b>Project Options for Students</b></p> <p><b>1. Bandhani Dots = Square Numbers</b></p> <p>Craft: Bandhani tie-dye from Jamnagar/Kutch</p> <p>Maths Link: Square numbers = 1, 4, 9, 16, 25...</p> <p>Task:</p> <p>1. On chart paper, make Bandhani pattern using dots.</p> <p>2. Row 1: 1 dot <math>\rightarrow 1^2 = 1</math></p>

Row 2: 4 dots in  $2 \times 2$  square  $\rightarrow 2^2 = 4$

Row 3: 9 dots in  $3 \times 3$  square  $\rightarrow 3^2 = 9$ ... up to  $5^2 = 25$

3. Use different colors for each square number. Tie small knots with thread if possible.

File work: Write sequence, draw pattern, explain "Why are these called square numbers?"

## 2. Rangoli = Triangular Numbers

Craft: Gujarat floor Rangoli

Maths Link: Triangular numbers = 1, 3, 6, 10, 15...

Task:

1. Make Rangoli with dots:

Step 1: 1 dot  $\rightarrow 1$

Step 2: 3 dots in triangle  $\rightarrow 3$

Step 3: 6 dots in triangle  $\rightarrow 6$  ... up to 15

2. Color alternate rows. Notice how each layer adds +2, +3, +4...

File work: Table of triangular numbers up to 8th term.

## 3. Toran Wall Hanging = Odd & Even Numbers

Craft: Kutch Toran – door hanging with beads/mirrors

Maths Link: Odd = 1,3,5,7... Even = 2,4,6,8...

Task:

1. Make paper Toran. Left side = Odd number of beads: 1,3,5,7

Right side = Even number of beads: 2,4,6,8

2. Use red for odd, blue for even.

3. Find sum of first 5 odd numbers =  $1+3+5+7+9 = 25 = 5^2$   $\rightarrow$  connects to square numbers!

File work: Write odd/even sequences. What pattern do you see in sums?

	<p><b>4. Adalaj Stepwell Steps = Number Sequence</b></p> <p>Craft:Famous Gujarat stepwell architecture</p> <p>Maths Link: Sequence of depth/steps</p> <p>Task:</p> <ol style="list-style-type: none"> <li>1. Draw Adalaj stepwell side view. Each level increases by fixed number.</li> <li>2. Label steps as sequence: 2,4,6,8... or 1,4,9,16...</li> <li>3. Find 10th term of your sequence.</li> </ol> <p><b>PROJECT TITLE: “Numbers Wear Gujarat’s Colors”</b></p> <p><b><u>Instructions:</u></b></p> <ol style="list-style-type: none"> <li>1. Pick ANY 1 craft from above</li> </ol>
<p><b>SCIENCE</b></p>	<p><b>Project Work (Do any Two)</b></p> <p><b>Q1.'Diversity Around Me' in which you explain the different types of plants (herbs, shrubs, trees, climbers, creepers), types of roots, leaf venation, animals and their movement, and adaptations in their different habitats (desert, forest, water, mountains) and conclude by explaining the importance of diversity in the living world.</b></p> <p style="text-align: center;"><b>OR</b></p> <p><b>Q2. Millets – Smart Food for Health and Environment</b></p> <ol style="list-style-type: none"> <li>A) What are millets?</li> <li>B) Write their nutritional value.</li> <li>C) Name and paste any five different types of millets and their uses in daily food.</li> <li>D) Why are millets called “smart foods”?</li> <li>E) How are millets beneficial for farmers and the environment?</li> <li>F) Explain the role of millets in a balanced diet and disease prevention.</li> <li>G) Compare millets with rice and wheat (make a table based on nutrition and cultivation).</li> <li>H) How does food reach from a farm to our plate?</li> <li>I) How would eating local food help reduce food miles?</li> <li>J) Why are millets important for sustainable agriculture?</li> </ol> <p><b>Q3.Who was Coluthur Gopalan? Explain his contribution to nutrition research in India and how his work helped improve the health of people in the country. Also mention the role of the Mid Day Meal Programme (PM POSHAN) in improving children’s nutrition.</b></p> <p><b>Instructions:</b></p>

	<b>Use A4 sheets, make a proper cover page , write in your own words, include diagrams/pictures, and keep your work neat and well-labelled.</b>
<b>S.SC</b>	<b>Learn</b> <b>1 Locating places on earth</b> <b>2.Timeline and sources of history.</b> <b>3.Write Timeline of all civilisations on scrab book.</b> <b>4.Draw a model of compass.</b> <b>5.Compare and write about Food,clothing ,dresses of j&amp; k and Gujarat.</b>
<b>Computer</b>	<b>revise ch-1</b> <b>Note: Enjoy your holidays and learn something new.</b>